



Bird clothespin puppet




Cut out the puppet. Cut along the mouth line.



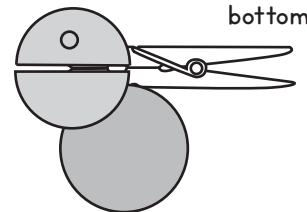
Grab a clothespin.






Glue the top part of the head to the top part of the clothespin gripping area.



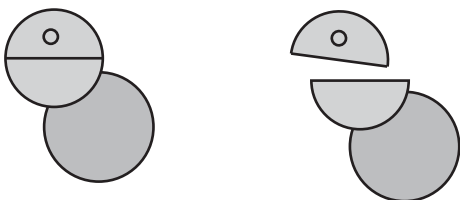
And the bottom part to the bottom.



Bird clothespin puppet




Cut out the puppet. Cut along the mouth line.



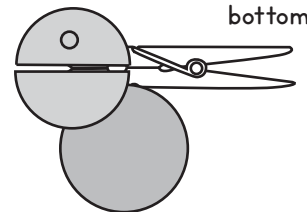
Grab a clothespin.



Glue the top part of the head to the top part of the clothespin gripping area.



And the bottom part to the bottom.



Join the club!

Loved this craft? Gain access to a thousands of fun printable craft templates, learning activities, worksheets, drawing tutorials and coloring pages.



Learn more at

members.easypeasyandfun.com

Easy Peasy and Fun