




learn & play


Explore a selection of wonderful activities for kids!




Easy Peasy Fun and Fun

members.easypeasyandfun.com

Bird clothespin puppet




Cut out the puppet. Cut along the mouth line.



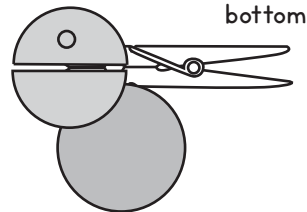
Grab a clothespin.



Glue the top part of the head to the top part of the clothespin gripping area.



And the bottom part to the bottom.



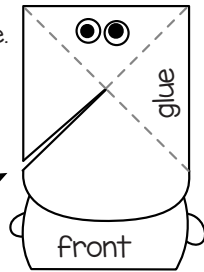
Frog corner bookmark



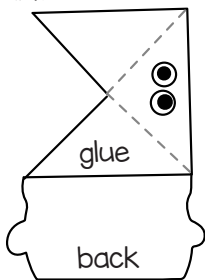
Color the template.

Cut along the outline.
Also cut along
the full diagonal line.


Make folds
along the
dashed lines.



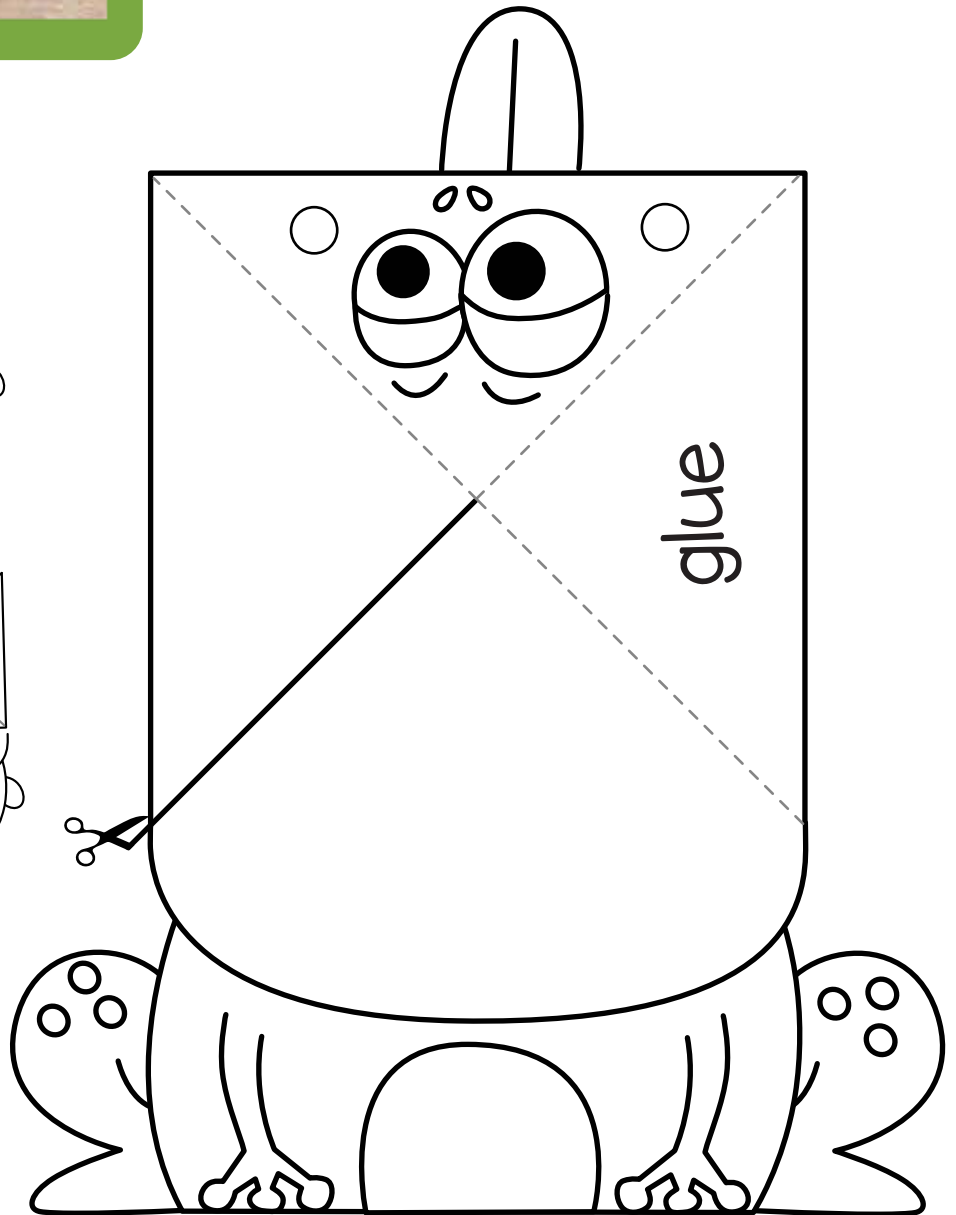

Flip the bookmark
and fold the top
part.



Flip again
and fold.




And flip again, apply glue
on the area marked with
the word glue and stick
the last triangle.

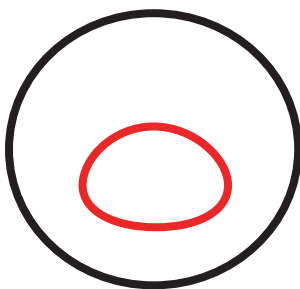


How to draw a pig


1




2




3




4




5




6




7





Tiger mask

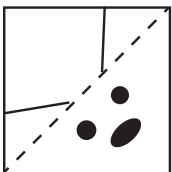




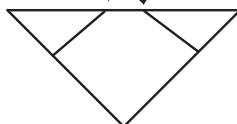
Dog origami



Fold along the diagonal.




Turn to the side with the ears. Fold along the ear lines.



Turn around and fold the ears so that they are in the front.



Draw the other half of the face



Join the club!

Loved the activities in this book? Gain access to thousands of pages of fun printable craft templates, learning activities, worksheets, drawing tutorials, and coloring pages.



[Click here to learn more](#)

Use the code "THANKYOU10" for a 10% discount!

Easy Peasy Fun and Fun

members.easypeasyandfun.com

