


Shark Cootie Catcher

You will need:


Template, scissors, glue, and optionally coloring supplies.

Print the template and color if you printed the black and white one. Cut out the parts.

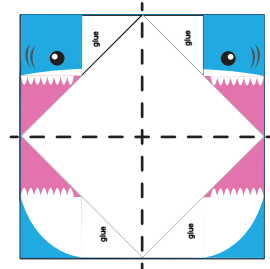
Print and color if you printed the black and white template.



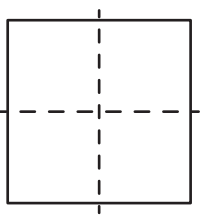
Cut out.



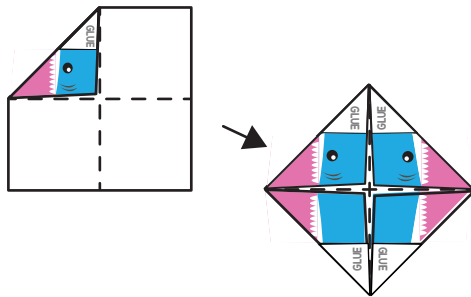
Fold in half and unfold. Repeat.



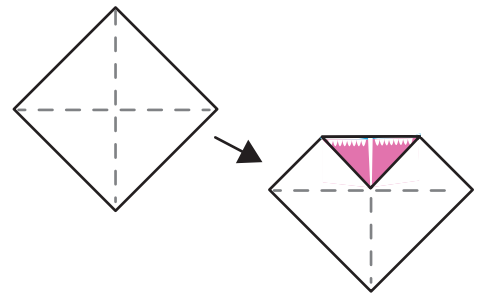
Flip the paper.



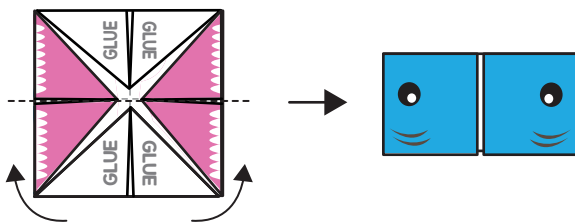
Fold.



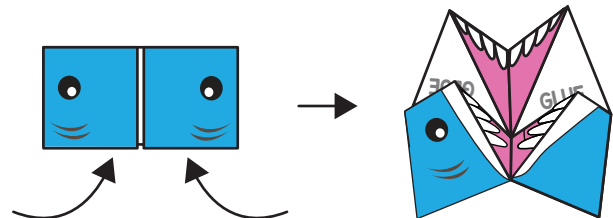
Flip the paper and fold again.



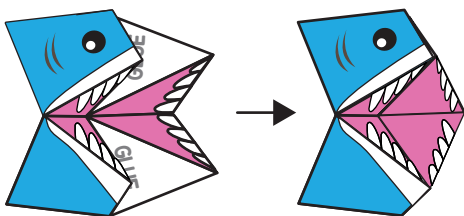
Fold in half.



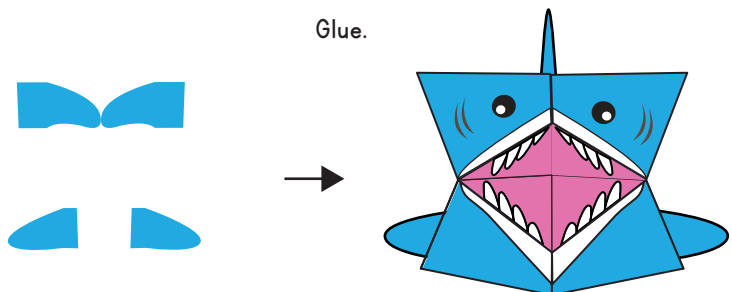
Push your fingers in.
Wiggle them to open up your fortune teller.



Glue.



Glue.



Join the club!

Loved this craft? Gain access to a thousands of fun printable craft templates, learning activities, worksheets, drawing tutorials and coloring pages.



Learn more at

members.easypeasyandfun.com

Easy Peasy and Fun